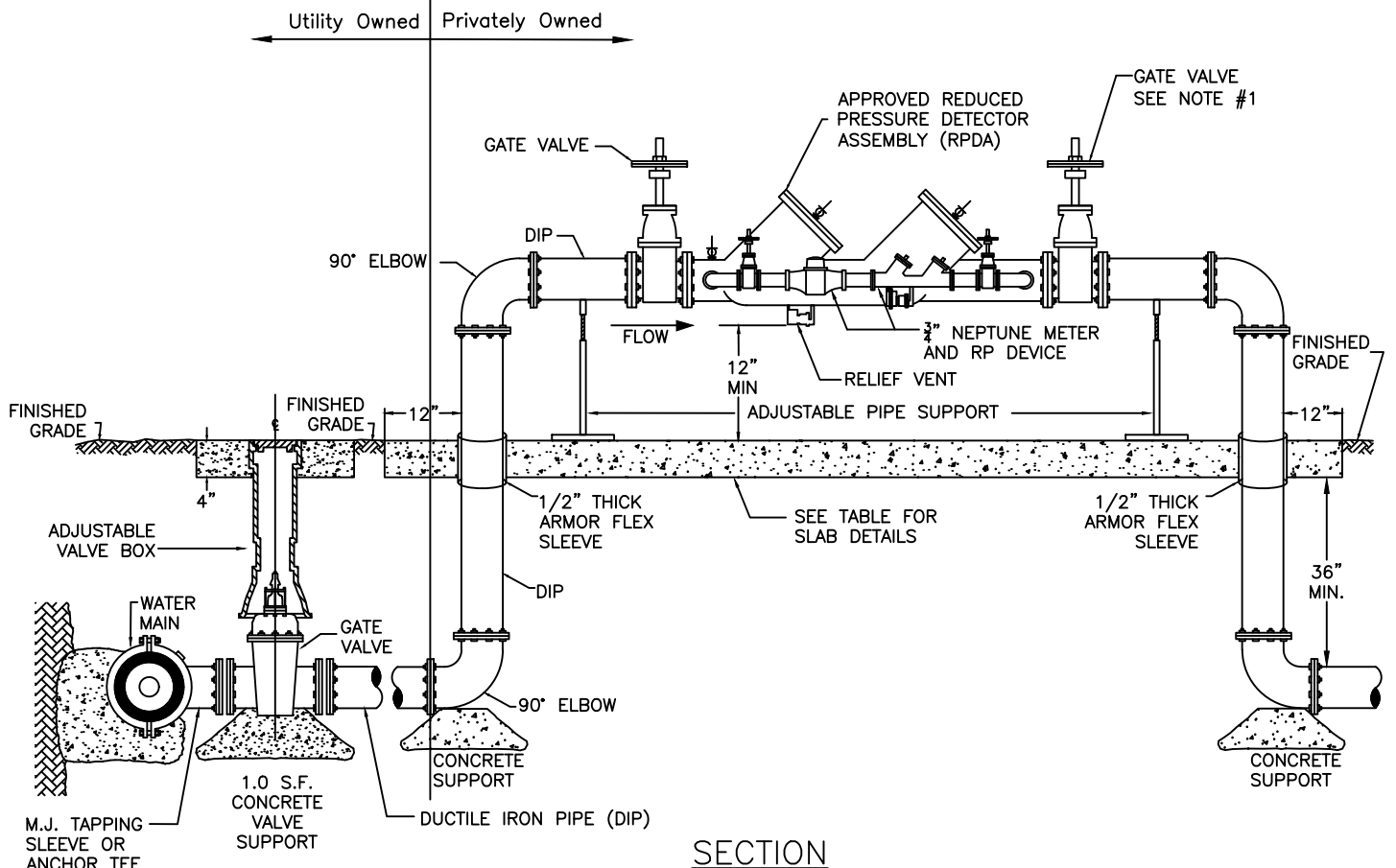
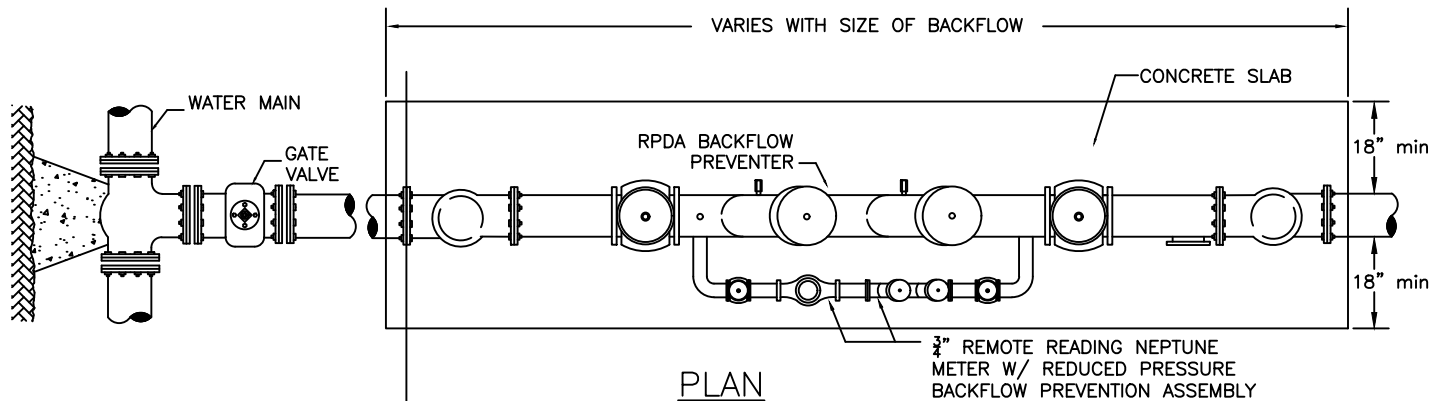


**NOTES:**

1. WHEN PRESSURE TESTING FIRE LINE, TEST AGAINST DOWNSTREAM GATE VALVE.
2. THE SYSTEM MUST MEET ALL REQUIREMENTS OF ENGLEWOOD WATER DISTRICT AND ENGLEWOOD WATER DISTRICT BACKFLOW POLICY (LASTEST EDITION) AND COUNTY FIRE MARSHALL REQUIREMENTS.
3. ALL EXPOSED EDGES OF CONCRETE SHALL HAVE 1/2" CHAMFER.
4. THE CHANGE OF OWNERSHIP BETWEEN THE UTILITY AND PRIVATE SHALL BE AT THE BURIED FITTING IMMEDIATELY UPSTREAM OF THE FIRE LINE BACKFLOW PREVENTER UNLESS OTHERWISE DENOTED ON APPROVED CONSTRUCTION PLANS.


**SLAB DETAILS**

PIPE DIAMETER	SLAB THICKNESS	REINFORCEMENT
3" TO 10"	4"	6x6 W1.4 WIRE MESH
12" TO 18"	4"	6x6 W3 WIRE MESH



LAST REVISION	JAN. 2022
CHECKED	MM
APPROVED	KRL

**3" AND ABOVE  
FIRELINE ASSEMBLY**



**ENGLEWOOD WATER DISTRICT**  
201 SELMA AVENUE  
ENGLEWOOD, FLORIDA 34223